



Oklahoma Horse Racing Commission Statistical Audit Report of Gaming Operations

Blue Ribbon Downs Racino, Will Rogers Downs and
Remington Park



July 2007



Office of the Oklahoma State Auditor and Inspector
Jeff A. McMahan, CFE

**OKLAHOMA HORSE RACING COMMISSION
STATISTICAL REPORT OF GAMING OPERATIONS
BLUE RIBBON DOWNS RACINO, WILL ROGERS DOWNS
AND REMINGTON PARK
JULY 2007**

This publication is printed and issued by the State Auditor and Inspector as authorized by 74 O.S. 2001, § 212 and 74 O.S. 2001, § 3105. Forty copies have been prepared and distributed at a cost of \$81.95. Copies have been deposited with the Publications Clearinghouse of the Oklahoma Department of Libraries.



STATE OF OKLAHOMA
OFFICE OF THE AUDITOR AND INSPECTOR

Jeff A. McMahan
State Auditor and Inspector

August 14, 2007

TO THE MEMBERS OF THE OKLAHOMA
HORSE RACING COMMISSION

Transmitted herewith is the Statistical Report of Gaming Operations for Blue Ribbon Downs Racino, Will Rogers Downs and Remington Park for the month of July 2007, which is the result of our monitoring and data accumulation.

We wish to take this opportunity to express our appreciation for the assistance and cooperation extended to our office during this time.

The Office of the State Auditor and Inspector is committed to serve the public interest by providing independent oversight by issuing reports that serve as a management tool to the state. Our goal is to ensure a government, which is accountable to the people of the State of Oklahoma.

Sincerely,

A handwritten signature in blue ink that reads "Jeff A. McMahan".

JEFF A. McMAHAN, CFE
State Auditor and Inspector

**OKLAHOMA HORSE RACING COMMISSION
STATISTICAL REPORT OF GAMING OPERATIONS
BLUE RIBBON DOWNS RACINO, WILL ROGERS DOWNS AND REMINGTON PARK
FOR THE MONTH OF JULY 2007**

TABLE OF CONTENTS

	<u>PAGE</u>
STATE AUDITOR AND INSPECTOR LETTER	4
STATISTICAL REPORT OF GAMING OPERATIONS	5



STATE OF OKLAHOMA
OFFICE OF THE AUDITOR AND INSPECTOR

Jeff A. McMahan
State Auditor and Inspector

**TO THE MEMBERS OF THE OKLAHOMA
HORSE RACING COMMISSION**

We compiled the information presented in this report from the statistical data obtained from the gaming vendors and licensees located at Blue Ribbon Downs Racino, Will Rogers Downs and Remington Park for the month of July 2007.

We were not engaged to perform an audit in accordance with generally accepted auditing standards, the objective of which would be the expression of an opinion on specified elements or accounts. Accordingly, we do not express such an opinion. This report relates only to the procedures specified above and does not extend to any financial statements of the racetracks or racinos taken as a whole.

In planning and performing these procedures, we considered the internal control structure of the gaming departments; however, our procedures were substantially less in scope than the procedures we would have applied if we had been engaged to express an opinion on the internal controls. Accordingly, we do not express an opinion on their internal control structure.

Sincerely,

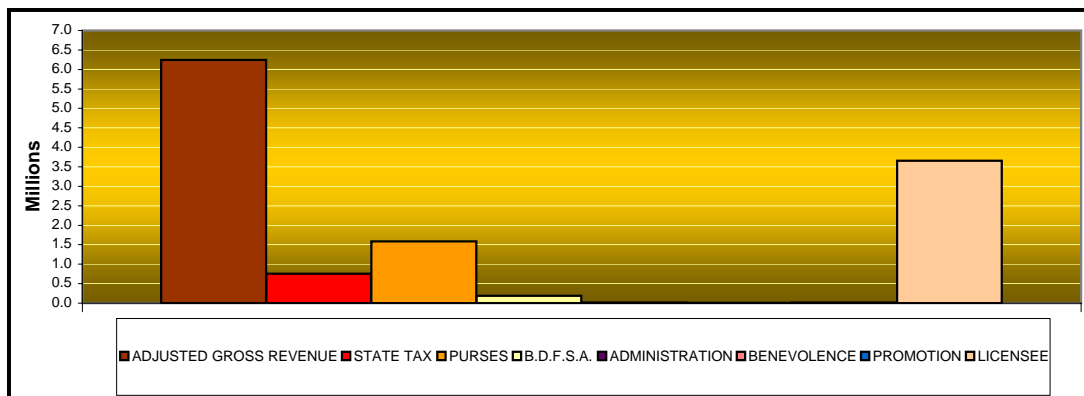
A handwritten signature in blue ink that reads "Jeff A. McMahan".

JEFF A. MCMAHAN, CFE
State Auditor and Inspector

August 13, 2007

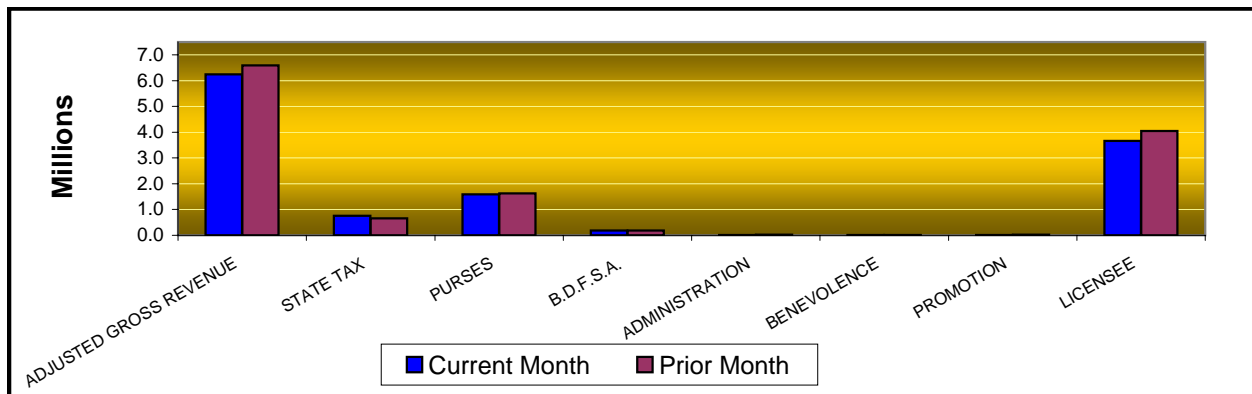
**OKLAHOMA STATE AUDITOR & INSPECTOR
GAMING AT OKLAHOMA HORSE RACING TRACKS
JULY 2007**

	<u>TOTAL</u>	<u>BLUE RIBBON DOWNS</u>	<u>WILL ROGERS DOWNS</u>	<u>REMINGTON PARK</u>
Gaming Days This Month	93	31	31	31
Opening Date		10/17/05	12/09/05	11/21/05
Adjusted Gross Revenue	<u>\$6,247,091.96</u>	<u>\$361,144.37</u>	<u>\$1,475,397.98</u>	<u>\$4,410,549.61</u>
State Tax				
Higher Education Trust Fund	90,980.21	4,333.73	17,704.78	68,941.70
Education Reform	667,188.21	31,780.70	129,835.02	505,572.49
Purse Fund				
<u>Purses</u>				
Thoroughbred	774,284.17	35,347.00	163,360.45	575,576.72
Quarterhorse	711,221.13	35,956.44	166,177.00	509,087.69
Paint & Appaloosa	103,468.59	7,990.32	36,928.22	58,550.05
Breeding Development Fund				
<u>Special Account</u>				
Thoroughbred	93,448.09	4,266.02	19,715.91	69,466.16
Quarterhorse	92,006.85	3,656.59	16,899.36	71,450.90
Paint & Appaloosa	10,522.22	812.57	3,755.41	5,954.24
<u>Administration</u>				
Thoroughbred	8,899.82	406.29	1,877.71	6,615.82
Quarterhorse	8,238.24	406.29	1,877.71	5,954.24
Paint & Appaloosa	1,169.15	90.29	417.27	661.59
<u>Benevolence</u>				
Thoroughbred	4,449.90	203.14	938.85	3,307.91
Quarterhorse	4,119.11	203.14	938.85	2,977.12
Paint & Appaloosa	584.57	45.14	208.64	330.79
<u>Promotions</u>				
Thoroughbred	8,899.82	406.29	1,877.71	6,615.82
Quarterhorse	8,238.24	406.29	1,877.71	5,954.24
Paint & Appaloosa	1,169.15	90.29	417.27	661.59
Licensee	<u>\$3,658,204.50</u>	<u>\$234,743.84</u>	<u>\$910,590.12</u>	<u>\$2,512,870.54</u>



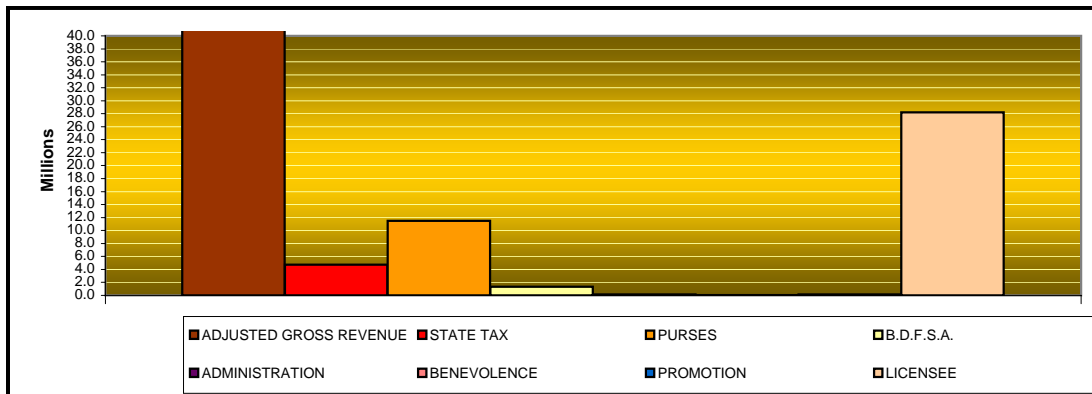
**OKLAHOMA STATE AUDITOR & INSPECTOR
GAMING AT OKLAHOMA HORSE RACING TRACKS
JULY 2007**

	<u>TOTAL</u>	<u>PRIOR</u> <u>MONTH</u>	<u>%</u> <u>CHANGE</u>	<u>PRIOR</u> <u>YEAR</u>	<u>%</u> <u>CHANGE</u>
Gaming Days	93	90	3.33%	93	0.00%
Opening Date					
Adjusted Gross Revenue	\$6,247,091.96	\$6,588,735.27	-5.19%	\$6,152,146.16	1.54%
State Tax					
Higher Education Trust Fund	90,980.21	79,064.82	15.07%	97,712.86	-6.89%
Education Reform	667,188.21	579,808.70	15.07%	716,560.98	-6.89%
Purse Fund					
<u>Purses</u>					
Thoroughbred	774,284.17	797,562.68	-2.92%	768,555.07	0.75%
Quarterhorse	711,221.13	730,230.00	-2.60%	706,142.26	0.72%
Paint & Appaloosa	103,468.59	104,359.35	-0.85%	94,507.70	9.48%
Breeding Development Fund					
<u>Special Account</u>					
Thoroughbred	93,448.09	96,257.56	-2.92%	78,158.14	19.56%
Quarterhorse	92,006.85	95,142.92	-3.30%	71,811.07	28.12%
Paint & Appaloosa	10,522.22	10,612.51	-0.85%	9,610.95	9.48%
<u>Administration</u>					
Thoroughbred	8,899.82	9,167.39	-2.92%	8,684.23	2.48%
Quarterhorse	8,238.24	8,465.37	-2.68%	7,979.00	3.25%
Paint & Appaloosa	1,169.15	1,179.16	-0.85%	1,067.88	9.48%
<u>Benevolence</u>					
Thoroughbred	4,449.90	4,583.69	-2.92%	4,342.13	2.48%
Quarterhorse	4,119.11	4,232.68	-2.68%	3,989.51	3.25%
Paint & Appaloosa	584.57	589.59	-0.85%	533.94	9.48%
<u>Promotions</u>					
Thoroughbred	8,899.82	9,167.39	-2.92%	8,684.23	2.48%
Quarterhorse	8,238.24	8,465.37	-2.68%	7,979.00	3.25%
Paint & Appaloosa	1,169.15	1,179.16	-0.85%	1,067.88	9.48%
Licensee	\$3,658,204.50	\$4,048,666.91	-9.64%	\$3,564,759.33	2.62%



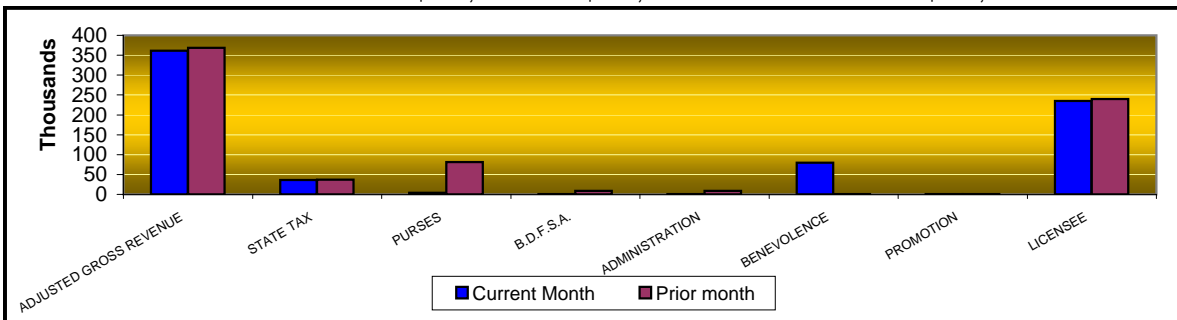
**OKLAHOMA STATE AUDITOR & INSPECTOR
GAMING AT OKLAHOMA HORSE RACING TRACKS
CALENDAR 2007**

	<u>TOTAL</u>	<u>BLUE RIBBON DOWNS</u>	<u>WILL ROGERS DOWNS</u>	<u>REMINGTON PARK</u>
Gaming Days This Year	636	212	212	212
Opening Date		10/17/05	12/09/05	11/21/05
Adjusted Gross Revenue	<u>\$46,186,616.93</u>	<u>\$2,549,061.06</u>	<u>\$10,968,371.30</u>	<u>\$32,669,184.57</u>
State Tax				
Higher Education Trust Fund	570,254.50	30,588.73	131,620.46	408,045.31
Education Reform	4,181,866.40	224,317.36	965,216.67	2,992,332.37
Purse Fund				
<u>Purses</u>				
Thoroughbred	5,605,303.13	249,489.34	1,092,485.21	4,263,328.58
Quarterhorse	5,135,952.68	253,790.90	1,111,321.15	3,770,840.63
Paint & Appaloosa	737,044.67	56,397.99	246,963.25	433,683.43
Breeding Development Fund				
<u>Special Account</u>				
Thoroughbred	676,502.07	30,110.77	131,851.66	514,539.64
Quarterhorse	668,065.75	25,809.24	113,015.72	529,240.79
Paint & Appaloosa	74,953.40	5,735.38	25,114.62	44,103.40
<u>Administration</u>				
Thoroughbred	64,428.81	2,867.71	12,557.31	49,003.79
Quarterhorse	59,528.42	2,867.71	12,557.31	44,103.40
Paint & Appaloosa	8,328.15	637.26	2,790.51	4,900.38
<u>Benevolence</u>				
Thoroughbred	32,214.35	1,433.82	6,278.64	24,501.89
Quarterhorse	29,764.17	1,433.82	6,278.64	22,051.71
Paint & Appaloosa	4,164.09	318.64	1,395.27	2,450.18
<u>Promotions</u>				
Thoroughbred	64,428.81	2,867.71	12,557.31	49,003.79
Quarterhorse	59,528.42	2,867.71	12,557.31	44,103.40
Paint & Appaloosa	8,328.15	637.26	2,790.51	4,900.38
Licensee	\$28,205,960.95	\$1,656,889.69	\$7,081,019.76	\$19,468,051.50



**OKLAHOMA STATE AUDITOR & INSPECTOR
GAMING AT OKLAHOMA HORSE RACING TRACKS
JULY 2007**

<u>Blue Ribbon Downs</u>	<u>CURRENT MONTH</u>	<u>PRIOR MONTH</u>	<u>% CHANGE</u>	<u>JULY 2006</u>	<u>% CHANGE</u>
Gaming Days	31	30	3.33%	31	0.00%
Opening Date	10/17/2005				
Adjusted Gross Revenue	\$361,144.37	\$368,533.71	-2.01%	\$320,295.70	12.75%
<u>State Tax</u>					
Higher Education Trust Fund	4,333.73	4,422.40	-2.01%	3,843.55	12.75%
Education Reform	31,780.70	32,430.97	-2.01%	28,186.02	12.75%
<u>Purse Fund</u>					
<u>Purses</u>					
Thoroughbred	35,347.00	36,070.23	-2.01%	31,889.44	10.84%
Quarterhorse	35,956.44	36,692.14	-2.01%	31,889.44	12.75%
Paint & Appaloosa	7,990.32	8,153.81	-2.01%	7,086.54	12.75%
Breeding Development Fund					
<u>Special Account</u>					
Thoroughbred	4,266.02	4,353.30	-2.00%	3,242.99	31.55%
Quarterhorse	3,656.59	3,731.40	-2.00%	3,242.99	12.75%
Paint & Appaloosa	812.57	829.20	-2.01%	720.67	12.75%
<u>Administration</u>					
Thoroughbred	406.29	414.60	-2.00%	360.33	12.75%
Quarterhorse	406.29	414.60	-2.00%	360.33	12.75%
Paint & Appaloosa	90.29	92.13	-2.00%	80.07	12.76%
<u>Benevolence</u>					
Thoroughbred	203.14	207.30	-2.01%	180.17	12.75%
Quarterhorse	203.14	207.30	-2.01%	180.17	12.75%
Paint & Appaloosa	45.14	46.07	-2.02%	40.04	12.74%
<u>Promotions</u>					
Thoroughbred	406.29	414.60	-2.00%	360.33	12.75%
Quarterhorse	406.29	414.60	-2.00%	360.33	12.75%
Paint & Appaloosa	90.29	92.13	-2.00%	80.07	12.76%
<u>Licensee</u>	\$234,743.84	\$239,546.91	-2.01%	\$208,192.22	12.75%



**OKLAHOMA STATE AUDITOR & INSPECTOR
GAMING AT OKLAHOMA HORSE RACING TRACKS
JULY 2007**

Will Rogers Downs

	<u>CURRENT MONTH</u>	<u>PRIOR MONTH</u>	<u>% CHANGE</u>	<u>JULY 2006</u>	<u>% CHANGE</u>
Gaming Days	31	30	3.33%	31	0.00%
Opening Date	12/09/05				

Adjusted Gross Revenue	\$1,475,397.98	\$1,540,041.32	-4.20%	\$1,130,320.85	30.53%
------------------------	----------------	----------------	--------	----------------	--------

State Tax

Higher Education Trust Fund	17,704.78	18,480.50	-4.20%	13,563.85	30.53%
Education Reform	129,835.02	135,523.63	-4.20%	99,468.23	30.53%

Purse Fund

Purses

Thoroughbred	163,360.45	150,731.54	8.38%	112,537.57	45.16%
Quarterhorse	166,177.00	153,330.36	8.38%	112,537.57	47.66%
Paint & Appaloosa	36,928.22	34,076.41	8.37%	25,008.35	47.66%

Breeding Development Fund

Special Account

Thoroughbred	19,715.91	18,191.74	8.38%	11,444.50	72.27%
Quarterhorse	16,899.36	15,592.92	8.38%	11,444.50	47.66%
Paint & Appaloosa	3,755.41	3,465.09	8.38%	2,543.22	47.66%

Administration

Thoroughbred	1,877.71	1,732.55	8.38%	1,271.61	47.66%
Quarterhorse	1,877.71	1,732.55	8.38%	1,271.61	47.66%
Paint & Appaloosa	417.27	385.01	8.38%	282.58	47.66%

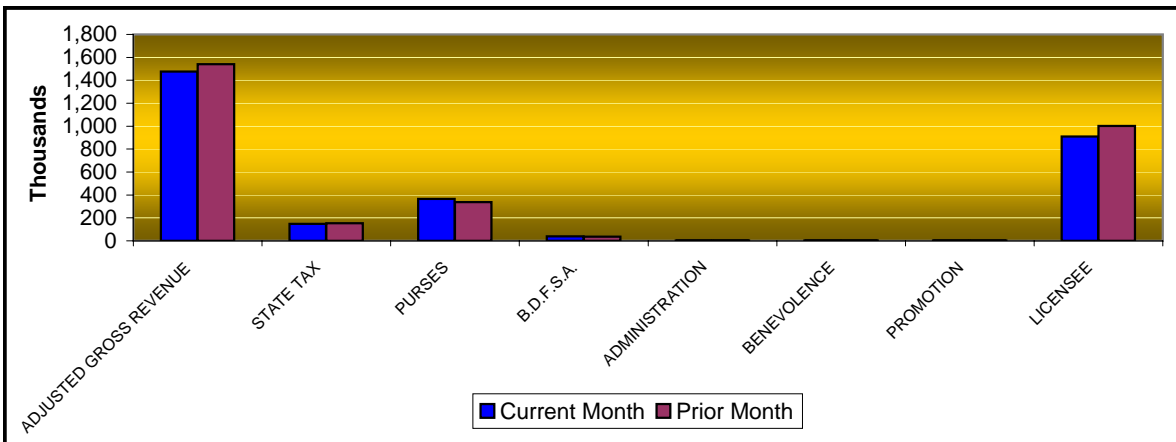
Benevolence

Thoroughbred	938.85	866.27	8.38%	635.81	47.66%
Quarterhorse	938.85	866.27	8.38%	635.81	47.66%
Paint & Appaloosa	208.64	192.51	8.38%	141.29	47.67%

Promotions

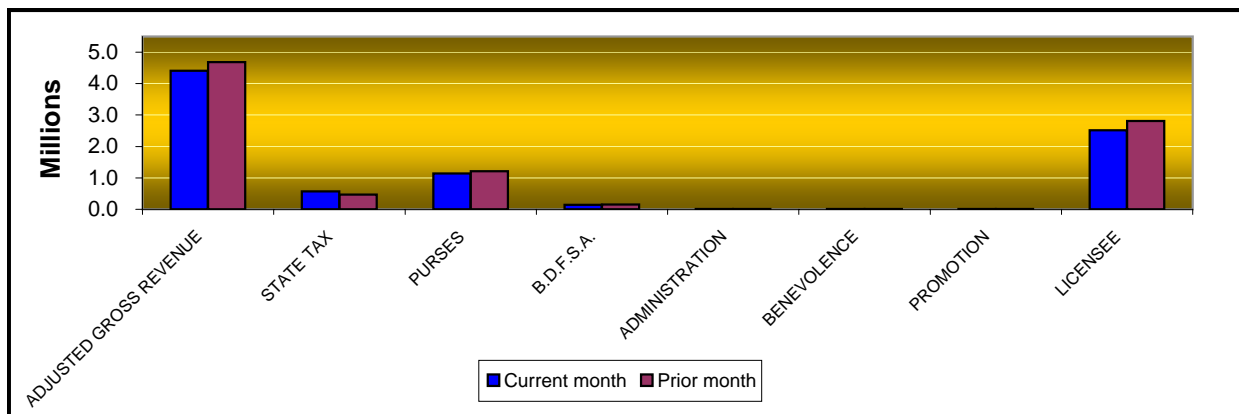
Thoroughbred	1,877.71	1,732.55	8.38%	1,271.61	47.66%
Quarterhorse	1,877.71	1,732.55	8.38%	1,271.61	47.66%
Paint & Appaloosa	417.27	385.01	8.38%	282.58	47.66%

Licensee	\$910,590.12	\$1,001,023.86	-9.03%	\$734,708.55	23.94%
-----------------	--------------	----------------	--------	--------------	--------



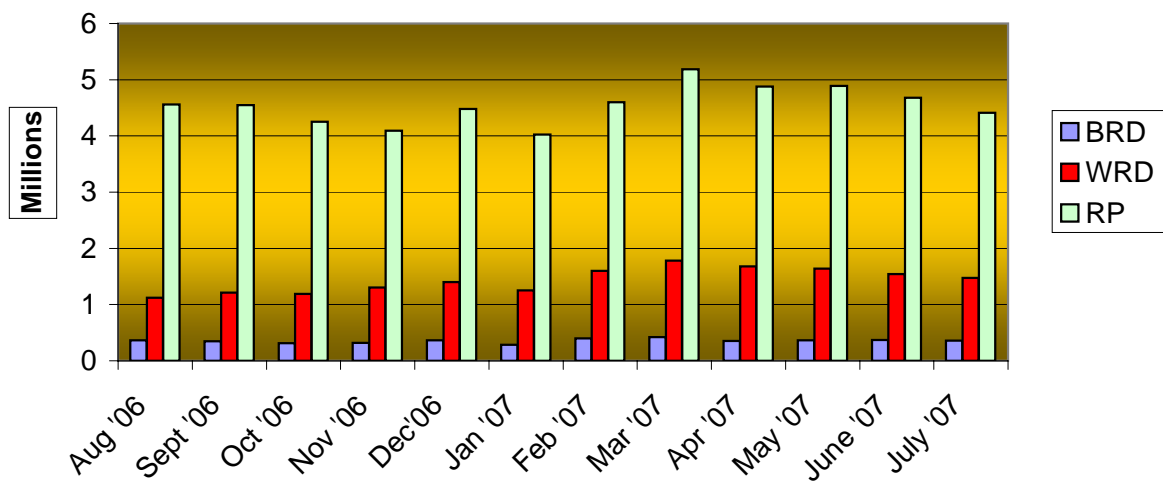
**OKLAHOMA STATE AUDITOR & INSPECTOR
GAMING AT OKLAHOMA HORSE RACING TRACKS
JULY 2007**

<u>Remington Park</u>	<u>CURRENT MONTH</u>	<u>PRIOR MONTH</u>	<u>% CHANGE</u>	<u>JULY 2006</u>	<u>% CHANGE</u>
Gaming Days	31	30	3.33%	31	0.00%
Opening Date	11/21/05				
Adjusted Gross Revenue	\$4,410,549.61	\$4,680,160.24	-5.76%	\$4,701,529.61	-6.19%
State Tax					
Higher Education Trust Fund	68,941.70	56,161.92	22.76%	80,305.46	-14.15%
Education Reform	505,572.49	411,854.10	22.76%	588,906.73	-14.15%
Purse Fund					
<u>Purses</u>					
Thoroughbred	575,576.72	610,760.91	-5.76%	624,128.06	-7.78%
Quarterhorse	509,087.69	540,207.50	-5.76%	561,715.25	-9.37%
Paint & Appaloosa	58,550.05	62,129.13	-5.76%	62,412.81	-6.19%
Breeding Development Fund					
<u>Special Account</u>					
Thoroughbred	69,466.16	73,712.52	-5.76%	63,470.65	9.45%
Quarterhorse	71,450.90	75,818.60	-5.76%	57,123.58	25.08%
Paint & Appaloosa	5,954.24	6,318.22	-5.76%	6,347.06	-6.19%
<u>Administration</u>					
Thoroughbred	6,615.82	7,020.24	-5.76%	7,052.29	-6.19%
Quarterhorse	5,954.24	6,318.22	-5.76%	6,347.06	-6.19%
Paint & Appaloosa	661.59	702.02	-5.76%	705.23	-6.19%
<u>Benevolence</u>					
Thoroughbred	3,307.91	3,510.12	-5.76%	3,526.15	-6.19%
Quarterhorse	2,977.12	3,159.11	-5.76%	3,173.53	-6.19%
Paint & Appaloosa	330.79	351.01	-5.76%	352.61	-6.19%
<u>Promotions</u>					
Thoroughbred	6,615.82	7,020.24	-5.76%	7,052.29	-6.19%
Quarterhorse	5,954.24	6,318.22	-5.76%	6,347.06	-6.19%
Paint & Appaloosa	661.59	702.02	-5.76%	705.23	-6.19%
Licensee	\$2,512,870.54	\$2,808,096.14	-10.51%	\$2,621,858.56	-4.16%



OKLAHOMA STATE AUDITOR & INSPECTOR
GAMING AT OKLAHOMA HORSE RACING TRACKS
JULY 2007

ADJUSTED GROSS REVENUE
PREVIOUS TWELVE MONTHS





Office of the State Auditor and Inspector
2300 N. Lincoln Boulevard, Room 100
Oklahoma City, OK 73105-4896

www.sai.state.ok.us